

# AR 60<sup>e</sup>

**Operation weight:**  
4,550 kg (4,850 kg)

**Power:**  
45.6 kW (62 HP)

**Shovel capacity:**  
0.85 - 1.0 m<sup>3</sup>



 **weycor**  
BY ATLAS WEYHAUSEN

# AR 60<sup>e</sup>

## SMALL e. BIG EFFECT.

weycor wheel loaders are more than the sum of their parts. They reflect true passion, a fascination with technology and 'Made in Germany' quality.

It's thanks to the innovative spirit of our people, their dedication to detail and their passion for powerful engine technology that this new **e-generation of wheel loaders** has been developed.

The small 'e' stands for

- emission reduction: Keeps the required NOx and PM limits in accordance with the most stringent emission regulations
- efficient: Higher power, lower consumption
- evolutionary: Advanced designs that are optimised down to the smallest detail



# WEYCOR: POWERFUL, PRECISE, RELIABLE.




## • LATEST KINEMATICS TECHNOLOGY

The proven and tested weycor kinematics with its exceptional tear-out force and excellent lifting heights. The tapered loading rocker makes sure you can always keep an eye on the attachment.



## • EASY MAINTENANCE

Low-maintenance and quick, easy servicing is achieved by central, consolidated, easy-to-reach service points.



## • HYDRAULIC QUICK-CHANGE ATTACHMENT

By allowing you to change the wheel loader's attachments in a few seconds, it turns the vehicle into an all-rounder.



## • ARTICULATED PENDULUM JOINT

Provides for excellent maneuverability and cross-country mobility. Even on challenging terrain, the low center of gravity ensures exceptional stability.



## • SEPARATE INCHING PEDAL

Less wear & tear and fuel consumption: In contrast to the conventional combined brake/inching pedal, with the separate inching pedal, the risk of inadvertently activating the main brake while you drive is eliminated.



## • NEGATIVE BRAKE

Serves to maintain a stable position while the wheel loader is driven on slopes with the brake or inching function activated. All four wheels are automatically blocked as soon as the engine is stopped.

## • COMFORTABLE CABIN

In addition to the excellent circumferential visibility in the wheel loader, its clearly arranged controls and its ergonomic design.

## • POWERFUL DRIVE UNIT

weycor wheel loaders are equipped with state-of-the-art engines which combine high power reserves for challenging operations with up-to-date low emission values.



## YANMAR ENGINE TECHNOLOGY

### 4TNV86CMT-M

Building off the proven TNE design, Yanmar has achieved superior exhaust emissions by improving the combustion chamber and fuel injection equipment design. Engines are compliant with 2008 EPA TIER 4 exhaust emissions regulations.

The TNV engines offer even more enhanced durability due to better block cooling. CAE analysis has brought lower vibrations and higher strength to the mounting structure for even better reliability in heavy-duty jobs. A newly designed, in-line MP type fuel injector pump is utilized to assure more precise fuel delivery and control. The result is reduced emissions, improved performance over a wide range of applications.

# AR 60<sup>e</sup>

## TECHNICAL DATA

### ENGINE

<b>Make</b> .....	Yanmar Diesel engine 4TNV86CHT-M
<b>Type</b> .....	water-/intercooled
<b>Power</b> .....	set to 45.6 kW (62 HP) at 2,300 min <sup>-1</sup>
<b>Max. torque</b> .....	198 Nm at 1,690 min <sup>-1</sup>
<b>Stroke</b> .....	2,091 cm <sup>3</sup>
<b>Cylinders</b> .....	4 in line

### ELECTRICAL SYSTEM

<b>Operating voltage</b> .....	12 V
<b>Battery</b> .....	12 V / 100 Ah
<b>Alternator</b> .....	14 V / 55 A
<b>Starter</b> .....	12 V / 2.3 kW

### DRIVE

- Output-regulated hydrostatic drive with pressure cut off and closed circuit acting on all 4 wheels
- Speed with standard tires:  
Operating speed range 0-6.5 km/h  
Road speed range 0-20 km/h  
Optional high speed 40 km/h (upon request)
- 1st and 2nd hydraulic gear can be engaged under load, forward/backward travel also
- Forward/backward travel, speed ranges and off-position operational via weycor joystick
- Drive operated by accelerator and separate inching pedal for best distribution of the hydraulic power for thrust and lifting forces

### BRAKES

**Standard brake:** Multi-disc brake in oil bath acting on rear axle. Supplementary brake functions via inching pedal and hydrostatic drive acting on all 4 wheels.

**Parking brake:** Parking brake as spring-loaded brake acting on rear axle. In case of standstill of engine the spring-loaded brake is automatically reactivated.

### AXLES

Rigid axles with planetary reduction gears in wheel hubs, connecting electrically 100%-differential lock in front and rear axle.

### STEERING

- Fully hydraulic center pivot steering
- Front and rear wheels follow the same track
- Steering angle of 40° to each side, ±12° angular movement at rear of vehicle
- Operating pressure of steering hydraulics 175 bar
- Emergency steering function

### TIRES

**Standard:** 12.5-18 MPT – Multi-purpose tires for sand and gravel surfaces, woodland, roads and paths

**Special tires:** 12.5-20 MPT – Multi-purpose tires for sand and gravel surfaces, woodland, roads and paths  
405/70 R18 SPT9 – Construction machine tires for clay, sand, gravel, asphaltting, roads, gardening and landscaping  
400/70 R20 XMCL – Wheel loader tires for clay, sand, gravel, fields and greenland, fortified roads  
335/80 R20 EM – Construction machine tires for clay, sand, gravel, asphaltting, roads, gardening and landscaping  
15.5/55 R18 – Construction machine tires for clay, sand, gravel, broken stone and fortified roads

Special tires upon request

### HYDRAULIC SYSTEM

- Gear pump for loading and steering hydraulics
- Priority valve favoring steering hydraulics
- 3rd section
- Loading hydraulic activated by weycor joystick, including float position
- Operating pressure 230 bar, Delivery of pump 60 l/min

### LOADING EQUIPMENT

- Powerful and solid Z-kinematics with high tear out force
- Hydraulic quick change device
- Activation of all functions by weycor joystick
- Parallel movement while using pallet forks
- Automatic mid position of joystick
- Automatic shovel return to excavation position
- Locking device acc. to German StVZO for road travel  
**Lifting 5.0 s**  
**Lowering 3.6 s**  
**Tipping 1.5 s**

### FUEL/OIL CAPACITIES

Diesel.....	61.5 Liter
Hydraulic oil.....	57 Liter
Engine oil .....	7.4 Liter
Front axle .....	5.5 Liter
Rear axle.....	5.3 Liter
Gear oil .....	0.7 Liter
Cooling liquid.....	8.5 Liter

## STANDARD EQUIPMENT

### INCLUSIVE

- Rear driving mirrors, foldable
- Heatable rear screen
- Access left side, right window to open can be fastened
- Activation of all functions by weycor joystick
- Control lights for speed range, forward/backward travel
- Lights acc. to German StVZO for road travel
- Individually adjustable driver's seat
- Hot water heating with heat exchange and 3-stage-fan
- Front windscreen ventilation, variable output
- Sound absorbing ROPS cab
- Windscreen wipe and wash unit in front and rear
- Sun visor, ceiling lamp, stow facility
- Heat protection glazing with targetinted screens
- Control lights for engine oil pressure, overheating, hydraulic oil temperature, battery power, parking brake, air filter
- Central dashboard with indicators for preheating, fuel, working hour meter

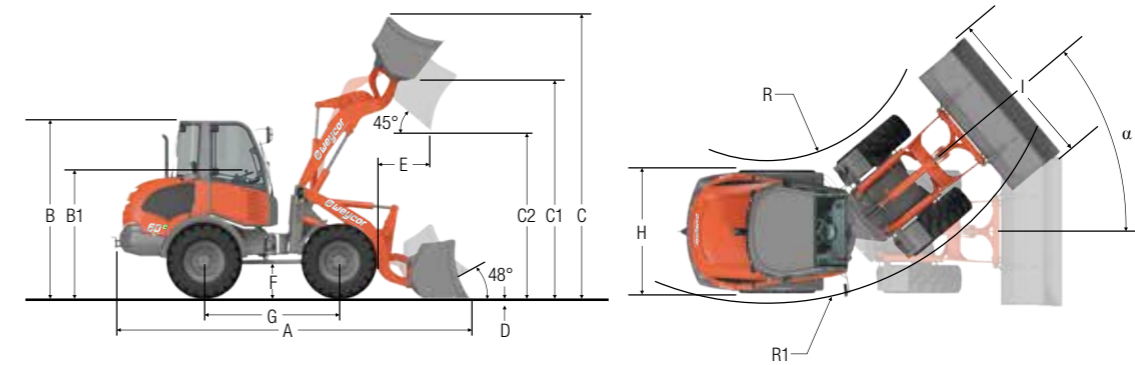
## OPTIONS

### TECHNICAL OPTIONS

- Main battery switch
- Special paintings and oils
- FOPS roof Level II
- Stability damping system
- Load check valve for lifting and working cylinders
- Trailer coupling
- Anti-theft-device with code stick
- Radio
- Warning beacon
- Heavy rear weight

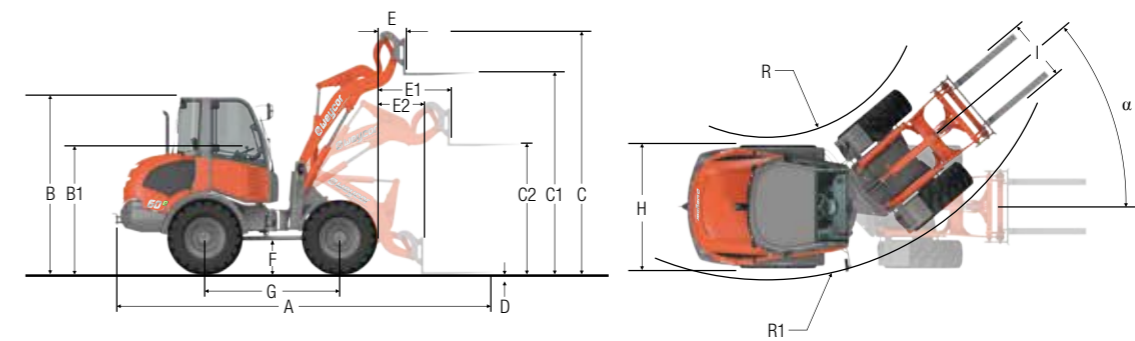
More options upon request

### TECHNICAL DATA AR 60e WITH STANDARD SHOVEL



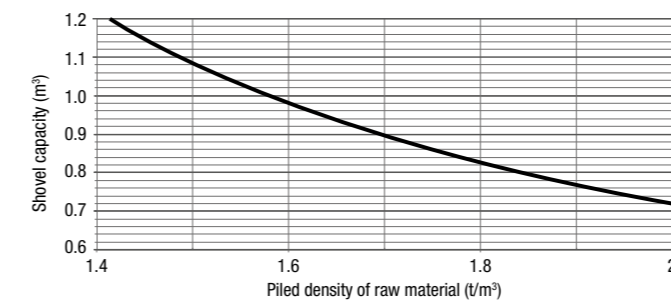
A	5,250 mm
B	2,475 mm
B1	1,765 mm
C	3,930 mm
C1	3,130 mm
C2	2,475 mm
D	85 mm
E	670 mm
F	440 mm
G	2,000 mm
H	1,785 mm
I	1,850 mm
R	1,840 mm
R1	3,690 mm
α	40°

### TECHNICAL DATA AR 60e WITH PALLET FORKS



A	5,540 mm
B	2,475 mm
B1	1,765 mm
C	3,380 mm
C1	2,925 mm
C2	1,315 mm
D	70 mm
E	430 mm
E1	1,200 mm
E2	750 mm
F	440 mm
G	2,000 mm
H	1,785 mm
I	1,030 mm
R	1,840 mm
R1	3,690 mm
α	40°

### DIAGRAM FOR SHOVEL SELECTION



### SPECIFIC GRAVITY FOR MATERIAL HANDLING WEIGHT (t/m³)

Construction	Industry	
concrete.....1.9	ember.....0.7	phosphate fertiliser.....2.2
soil (dry).....1.5	brown coal briquette.....0.8	turf (watery).....1.1
soil (watery).....2.0	ferrous product.....7.8	turf (dry).....0.4
rock (fill).....2.4	iron ore.....2.3	mineral fertiliser.....1.0
granite.....1.8	cullet.....1.9	
limestone.....1.6	gas coke.....0.4	
gravel (dry).....1.9	timber.....0.8	
gravel (watery).....2.1	mineral coal.....1.2	
loam.....1.7	paper.....0.9	
plaster.....2.2	slag.....1.0	
sand (dry).....1.9	slag concrete.....2.7	
sand (watery).....2.1		
sandstone.....2.4	<b>Landscaping, Agriculture</b>	
shale.....2.2	agricultural crop.....0.7	
sediment.....2.1	grain.....0.6	
crushed stone.....1.5	hay.....0.3	
de-icing salt.....1.3	potash.....1.1	
clay.....1.6	compost.....1.0	
cement.....1.7	flour.....0.5	
clinker (stacked).....1.8	clay (watery).....2.3	

## OPERATING DATA

<b>Shovel capacity acc. to SAE</b>	0.85 m <sup>3</sup>
<b>Track width</b>	1,460 mm
<b>Turning radius (outer shovel edge)</b>	3,970 mm
<b>Tear out force</b>	5,160 daN
<b>Torque</b>	4,000 daN
<b>Tipping load, straight</b>	3,150 kg (3,550 kg)
<b>Tipping load, articulated</b>	2,780 kg (3,100 kg)
<b>Lifting capacity at ground level</b>	4,650 daN
<b>Service weight</b>	4,550 kg (4,850 kg)

### Differing data for use of pallet forks (500 mm distance to center of gravity)\*

<b>Static tipping load, straight and articulated</b>	2,270 kg (2,540 kg)
<b>Lifting capacity</b>	2,845 daN
<b>Payload 80% even surface**</b>	1,816 kg (2,032 kg)
<b>Payload 60% uneven surface***</b>	1,362 kg (1,524 kg)

### Sound level (Test results)

<b>Arithmetic mean value of measured Sound Power Levels</b>	L <sub>WA</sub> =100 dB/1pW
<b>Declared Sound Power Level</b>	L <sub>WA,d</sub> =101 dB/1pW
<b>EU-Limit Value according to 2000/14/EG resp. 2005/88/EG</b>	L <sub>WA,lim</sub> =101 dB/1pW
<b>Specific vibration-data Hand- / arm- / bodyvibration<sup>(4)</sup></b>	< 2.5/0.5 m/s <sup>2</sup>

\* Travel with load only permitted close to the ground.

\*\* According to ISO 8313 and EN 474-3.

\*\*\* According to ISO 14396, EU RL97/68/EC.

# PRODUCT RANGE

## S

### AR 30

**Operation weight** 2,150 kg

**Power** 24.6 kW (33.5 HP)

**Shovel capacity** 0.32 - 0.45 m<sup>3</sup>

### AR 35

**Operation weight** 2,500 kg

**Power** 24.6 kW (33.5 HP)

**Shovel capacity** 0.34 - 0.45 m<sup>3</sup>

### AR 35 Super

**Operation weight** 2,875 kg

**Power** 29.4 kW (40.0 HP)

**Shovel capacity** 0.34 - 0.50 m<sup>3</sup>

### AR 40

**Operation weight** 3,500 kg

**Power** 29.4 kW (40.0 HP)

**Shovel capacity** 0.50 - 0.60 m<sup>3</sup>

**Operation weight**

**Power**

**Shovel capacity**

## Model range L



### AR 60 / AR 60<sup>e</sup>

4,300 kg / 4,550 kg

36.5 kW / 45.6 kW

0.65 - 1.00 m<sup>3</sup>



### AR 65<sup>e</sup>

5,150 kg

54.0 kW (73.0 HP)

0.80 - 1.05 m<sup>3</sup>



### AR 75<sup>e</sup>

5,760 kg

54.0 kW (73.0 HP)

1.00 - 1.25 m<sup>3</sup>



### AR 75<sup>e</sup> S

6,280 kg

54.0 kW (73.0 HP)

0.80 m<sup>3</sup>



### AR 75<sup>e</sup> T

6,000 kg

54.0 kW (73.0 HP)

1.00 m<sup>3</sup>

## XL

### AR 80<sup>e</sup>

6,220 kg

70.0 kW (95.0 HP)

1.10 - 1.30 m<sup>3</sup>

### AR 85<sup>e</sup>

7,000 kg

80.0 kW (109.0 HP)

1.30 - 1.50 m<sup>3</sup>

### AR 95<sup>e</sup>

7,900 kg

85.0 kW (115.5 HP)

1.40 - 2.00 m<sup>3</sup>

### AR 95<sup>e</sup> Super

8,200 kg

95.0 kW (129.0 HP)

1.40 - 2.00 m<sup>3</sup>

## XXL

### AR 105<sup>e</sup>

9,450 kg

105.0 kW (143.0 HP)

1.60 - 2.00 m<sup>3</sup>

### AR 200<sup>e</sup>

12,400 kg

115.0 kW (156.0 HP)

2.10 - 2.50 m<sup>3</sup>

### AR 250<sup>e</sup>

13,800 kg

160.0 kW (218.0 HP)

2.40 - 3.00 m<sup>3</sup>

Compliance with the new statutory limits for exhaust emissions is one thing. Deriving tangible benefits for our customers is another. We are proud to have incorporated both in the development of the new generation of wheel loaders.

**Higher power - lower consumption** plus a series of other innovative features that make a genuinely positive difference in a construction site environment. All the features inside are now represented on the outside by a small 'e' and the new product name 'weycor'.

**weycor is an ATLAS WEYHAUSEN GMBH brand.**

ATLAS WEYHAUSEN GMBH · D - 27793 Wildeshausen  
Phone +49 (0) 44 31 - 98 10 · info@weycor.de · www.weycor.de

 **weycor**  
BY ATLAS WEYHAUSEN