

KEMROC[®]

revolution of cutting



English



**NEW
PRODUCTS**

KR RANGE

FOR EXCAVATORS FROM 1 TO 125 TONS

Rotary drum cutters with spur gears

FEATURES

Extra heavy-duty, rigid gear box housing

Equipped for optional water spray dust suppression system


High torque motors for maximum cutting force

Cutter tool pattern on drums designed for optimum energy saving efficiency

Drums supported on heavy-duty bearings

Exceptional wear protection on the gearbox

Protected hose management



Gear drive

APPLICATIONS

Tunnelling

Demolition

Also used for trenching and pipeline work, renovating concrete, profiling, mining of soft minerals and underwater excavating



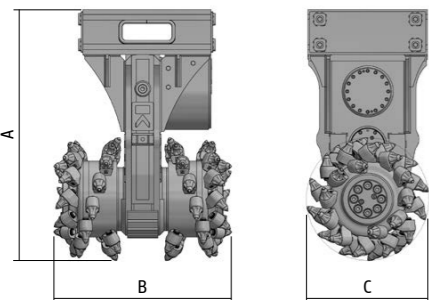
▲ A KR 120 in operation.

▼ Housing with hydraulic hose protection.



▲ Water jets for dust suppression (optional).

▼ Tool pattern for optimum performance.



KR RANGE

		KR 15	KR 18	KR 20	KR 30	KR 35	KR 45	KR 50	KR 65	KR 80	KR 110	KR 120 C	KR 120	KR 150	KR 160	KR 165	KR 200	KR 400
Recommended excavator weight	t	0.6-3	2-4	2-4	5-8	5-8	9-15	9-15	12-18	15-25	20-35	20-40	25-45	30-50	35-55	35-55	50-70	80-125
Rated power	kW	15	18	18	30	30	45	45	65	80	110	120	120	120	160	160	200	400
Drum cutter length (A)	mm	628	628	636	846	848	990	1,014	1,195	1,235	1,470	1,470	1,470	1,470	1,596	1,590	1,650	1,970
Cutter head width (B)	mm	425	425	495	520	620	600	690	805	805	1,040	880	1,040	1,040	1,050	1,250	1,330	1,600
Cutter drum diameter (C)	mm	225	225	240	370	370	400	450	587	575	718	718	718	718	718	720	805	920
Maximum torque at 380 bar	Nm	1,000	2,000	2,000	4,500	4,500	6,300	6,300	11,300	15,200	20,200	25,400	25,400	30,300	36,400	36,400	51,000	118,500
Maximum cutting force at 380 bar	N	8,889	17,778	16,667	24,324	24,324	31,500	28,000	38,501	52,870	56,267	70,752	70,752	84,401	101,393	101,111	126,708	257,609
Recommended rotation speed	rpm	100	100	100	100	100	90	90	80	85	75	75	75	70	65	65	55	50
Recommended oil flow	l/min	15-25	25-40	25-40	50-80	50-80	90-120	90-120	120-150	150-190	200-280	250-320	250-320	250-320	300-390	300-390	350-450	700-950
Maximum oil flow at 10 bar	l/min	40	60	60	60	60	130	130	170	210	300	350	350	360	400	400	500	1,000
Maximum hydraulic pressure	bar	400	400	400	400	400	400	400	400	400	400	400	400	400	400	400	380	380
Weight	kg	155	155	167	310	340	480	530	892	1,070	2,000	1,780	2,000	2,000	2,500	2,800	3,500	6,000
Number of picks	Pcs	44	44	56	44	64	44	44	44	44	56	44	56	56	56	64	64	68
Standard pick	Type	1	1	1	2	2	2	3	4	4	4	4	4	5	5	5	6	6

1 ER15/29/26/14C 2 ER12/45/38/20K 3 ER22/45/38/22HC 4 ER17/75/70/30Q 5 ER19/75/70/30Q 6 ER25/80/80/38S

KRD RANGE

FOR EXCAVATORS FROM 20 TO 40 TONS

Rotary drum cutters with direct drive


FEATURES

Strong, compact design

Direct drive with particularly strong support for the cutter drums

High power to weight ratio

Protected hose management



Direct drive

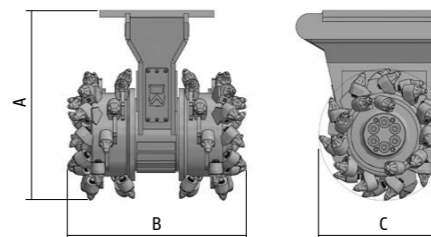

APPLICATIONS

Demolition using long arm excavators

Ground stabilisation

Renovating concrete

Also used for trenching and pipeline work, profiling, mining soft minerals, underwater excavations, tunnelling and shaft sinking



KRD RANGE

		KRD 100	KRD 120	KRD 150
Recommended excavator weight	t	20-40	25-40	30-40
Rated power	kW	110	120	120
Drum cutter length (A)	mm	1,070	1,070	1,070
Cutter head width (B)	mm	1,000	1,000	1,000
Cutter drum diameter (C)	mm	730	730	730
Maximum torque at 380 bar	Nm	20,200	25,400	30,300
Maximum cutting force at 380 bar	N	55,342	69,589	83,014
Recommended rotation speed	rpm	75	75	75
Recommended oil flow	l/min	220-300	250-330	280-350
Maximum oil flow at 10 bar	l/min	350	350	350
Maximum operating hydraulic pressure	bar	400	400	400
Weight	kg	1,500	1,500	1,500
Number of picks	Pcs	48	48	48
Standard pick	Type	1	1	1

1 ER17/75/70/30Q

EK RANGE

FOR EXCAVATORS FROM 1.5 TO 70 TONS

Chain cutters — reduce wear & tear on the excavator swing gear and save energy

FEATURES

- Patent protected
- Range of cutting widths available
- Fine grained cut material
- Minimal wear on excavator as the method of operation is similar to using the bucket i.e. eliminates need for swing motion
- Needs approx. 40% less energy than equivalent drum cutter without a chain between the drums
- Low noise and vibration levels

APPLICATIONS

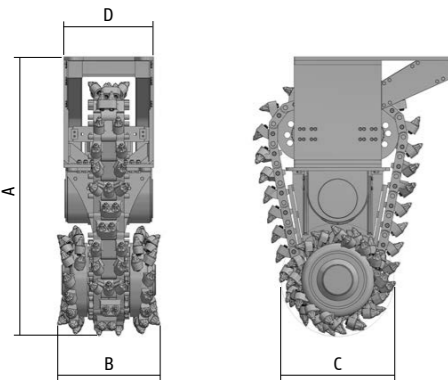
- Trenching and pipeline work
- Mining of soft to medium hard minerals
- Can also be used for concrete renovation, profiling, underwater excavations and tunnelling



▲ Trenching with an EK 60.



▲ Mining gypsum with an EK 100.



EK RANGE

		EK15	EK20	EK40	EK60	EK100	EK110	EK140	EK150	EK160	EK220
Recommended excavator weight	t	1.5-3	2-4	5-10	10-17	18-30	25-32	30-45	35-50	35-50	50-70
Rated power	kW	15	22	44	60	100	110	140	150	150	220
Drum cutter length (A)	mm	557	700	1,500	1,900	1,900	1,900	2,050	2,050	2,050	2,400
Cutter head width (B)	mm	370	480	500	500	600 700 800	600 700 800	800 900 1,000	800 900 1,000	800 900 1,000	920
Cutter drum diameter (C)	mm	231	260	600	800	800	800	850	850	850	994
Width of gearbox (D)	mm	370	480	450	450	550	550	700	700	700	900
Maximum torque at 380 bar	Nm	600	1,000	5,700	11,000	18,300	24,500	26,000	30,000	34,000	63,000
Maximum cutting force at 380 bar	N	5,195	7,692	19,000	27,500	46,000	61,000	61,000	71,000	80,000	126,761
Recommended rotation speed	rpm	140	140	70	80	70	65	65	60	60	40
Recommended oil flow	l/min	15-30	20-40	70-90	130-160	180-240	210-260	260-300	280-320	290-330	420-550
Maximum oil flow at 10 bar	l/min	40	50	120	220	260	300	420	450	450	800
Maximum operating hydraulic pressure	bar	250	300	380	400	400	400	400	400	400	400
Maximum uniaxial compressive strength	MPa	15	25	30	50	80	80	100	100	120	140
Weight	kg	90	170	900	1,600	2,400-2,600	2,400-2,600	3,600-3,800	3,600-3,800	3,600-3,800	6,000
Number of picks in cutter drums	Pcs	48	44	56	56	28 44 52	28 44 52	44 48 56	44 48 56	44 48 56	44
Number of picks in the cutter chain	Pcs	29	27	55	55	54	54	63	63	63	58
Standard pick	Type	①	②	③	④	④	④	④	④	⑤	⑥

Models EK15, EK20 and EK40 are KEMROC traded products. ① ER11/28/24/12C ② ER16/29/25/14C ③ ER19/48/32/20H ④ ER17/75/70/30Q ⑤ ER19/75/70/30Q ⑥ ER25/80/80/38S

EKT RANGE

FOR EXCAVATORS FROM 18 TO 60 TONS

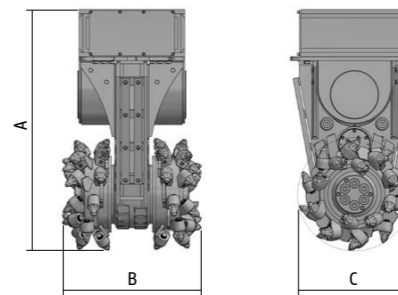
Rotary drum cutters — can be converted into EK chain cutters

FEATURES

- Can be converted to an EK model
- Tough, rigid gearbox housing
- High torque motors for maximum cutting force
- Drums with cutter tool pattern designed for optimum energy saving efficiency
- Drums supported on robust bearings
- Protection for hydraulic hoses

APPLICATIONS

EKT range of rotary drum cutters can be used in the same applications as EK chain cutters (see left).



EKT RANGE

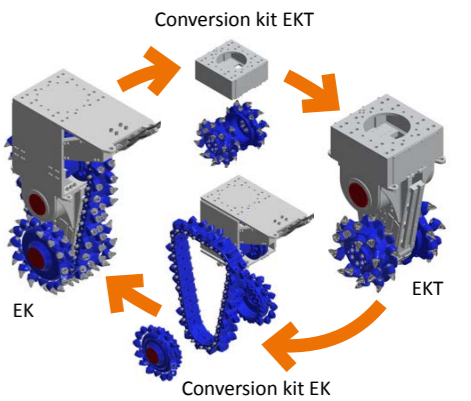
		EKT100	EKT110	EKT140	EKT150	EKT160	EKT220
Recommended excavator weight	t	18-30	20-30	20-40	30-45	35-45	45-60
Rated power	kW	100	110	140	150	160	220
Possibility of conversion to a chain cutter	yes/no	yes	yes	yes	yes	yes	yes
Drum cutter length (A)	mm	1,440	1,440	1,510	1,510	1,510	1,785
Cutter head width (B)	mm	700 800	700 800	880	880	880	925
Cutter drum diameter (C)	mm	688	688	720	720	720	860
Maximum torque at 380 bar	Nm	18,240	24,500	25,400	30,300	34,000	63,000
Maximum cutting force at 380 bar	N	53,023	71,221	70,556	84,167	94,444	146,512
Recommended rotation speed	rpm	80	75	70	70	65	50
Recommended oil flow	l/min	180-300	250-320	250-320	280-360	300-380	550-700
Maximum oil flow at 10 bar	l/min	350	350	380	400	400	800
Maximum operating hydraulic pressure	bar	400	400	400	400	400	400
Weight	kg	1,300	1,300	2,350	2,350	2,350	3,000
Number of picks	Pcs	40 44	40 44	44	44	44	44
Standard pick	Type	①	①	①	②	②	③

① 17/75/70/30Q ② 19/75/70/30Q ③ 25/80/80/38S



EKT 140

WORLD-FIRST



Converts from a rotary drum cutter to a chain cutter

KRL RANGE

FOR EXCAVATORS FROM 5 TO 50 TONS

Longitudinal cutters

FEATURES

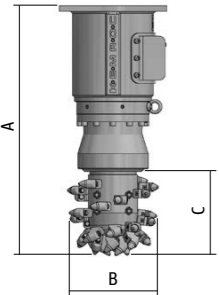
- High torque drive
- Drum mounted on oversized, long-lasting bearings
- Long lasting cutter drums
- Possible for quick change of cutter drum
- Simple conversion into an auger drive unit

APPLICATIONS

- Excavating foundations
- Trimming drilled piles
- Also used in trenching, to mix soils and for the removal of slag in steel mills



KRL 70



KRL RANGE

		KRL 30	KRL 45	KRL 65	KRL 70	KRL 110	KRL 120	KRL 140
Recommended excavator weight	t	5-8	9-12	13-20	15-25	20-35	25-40	30-50
Rated power	kW	30	45	65	70	110	120	140
Drum cutter length (A)	mm	900	960	960	1,230	1,272	1,272	1,325
Cutter head diameter, standard (B)	mm	370	400	400	450	500	500	550
Cutter head length, standard (C)	mm	350	350	350	400	430	430	450
Torque at 380 bar	Nm	4,500	7,500	11,300	16,000	25,400	30,300	36,400
Cutting force at 380 bar	N	24,324	37,500	56,500	71,111	101,600	121,200	132,364
Recommended rotation speed	rpm	80	70	70	75	70	60	50
Recommended oil flow	l/min	50-70	80-110	120-170	130-190	180-300	200-340	280-370
Maximum oil flow at 10 bar	l/min	110	130	190	300	320	350	390
Maximum operating hydraulic pressure	bar	400	400	400	400	400	400	400
Weight	kg	250	430	450	670	740	740	1,000
Hex connection, standard	mm	80	80	80	160	160	160	160
Number of picks	Pcs	26	29	29	30	26	26	30
Standard pick	Type	①②	①②	①②	①②	③	③	④

① ER12/45/38/22 HC ② DT22/46/38/22 HC ③ ER17/75/70/30 Q ④ ER19/75/70/30 Q

KRM RANGE

FOR EXCAVATORS FROM 2 TO 70 TONS

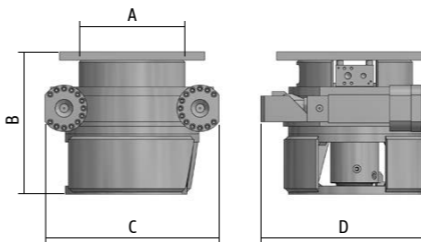
Rotation units with stepless rotation

FEATURES

- Compact and low maintenance
- Durable worm gear drive
- Worm gear made from high quality steel
- Heavy duty bearings
- High holding torques
- Continuous and stepless rotation



▲ A KRM 70 rotation unit extends the operating capabilities of a cutter attachment.



KRM RANGE

		KRM 20	KRM 30	KRM 40	KRM 50	KRM 60	KRM 70	KRM 80
Recommended excavator weight	t	2-6	5-12	8-15	19-27	25-40	30-50	50-70
Diameter (A)	mm	240	320	460	488	610	700	900
Height (B)	mm	330	378	520	394	636	620	820
Length (C)	mm	510	650	760	720	780	910	1,170
Width (D)	mm	350	530	600	700	770	800	1,000
Maximum oil flow at 10 bar	l/min	40	40	40	40	40	40	40
Maximum holding torque	Nm	6,000	9,000	44,700	95,000	200,000	270,000	350,000
Weight	kg	95	140	440	700	900	1,000	2,000
Number of drive motors	Pcs	1	1	2	2	2	2	2
Recommended KEMROC cutter attachments								
KR rotary drum cutters	Type	KR18	KR30	KR45 65	KR80	KR120 150	KR160	KR200
EK chain cutters	Type		EK20	EK40	EK60	EK100 110	EK140 150	EK220
EKT rotary drum cutters	Type					EKT100 110	EKT140 150	EKT220
SMW cutter wheels	Type		SMW50	SMW50	SMW80	SMW110	SMW110	
DMW cutter wheels	Type				DMW90	DMW130	DMW220	DMW220 HD
ETR chain trenchers	Type					ETR1 ETR2	ETR3	
ETS trenching attachments	Type		ETS20 30 40	ETS50				
ES universal cutters	Type	ES20	ES30	ES45	ES60 80	ES110		
EX patch planers	Type	EX20	EX30 45 60					
KDS diamond cutter wheels	Type	KDS20	KDS30 40	KDS50				

APPLICATIONS

- Trenching and pipeline work
- Tunnelling
- Profiling



DMW cutter wheels



ETR chain trenchers



ES universal cutters



EX patch planers

www.kemroc.de

▲ This is a brief overview of our large product range. More information regarding our full product range can be found in our catalogue.



Catalogue "KEMROC Special Rock Cutters" as a PDF file

www.kemroc.de/catalog

This brochure is used to describe our products and the accessories. The information contained in it does not imply any certified properties or indicate any suitability for certain or assumed purposes. Technical changes are reserved without prior announcement. We disclaim any liability arising from the illustrations and information in the brochure and from all our representatives.

2020-09

KEMROC Spezialmaschinen GmbH
Jeremiasstr. 4
36433 Leimbach
Germany

KEMROC Spezialmaschinen GmbH
Production and Service
Ahornstr. 6
36469 Hämbach
Germany

Phone +49 3695 850 2550

Fax +49 3695 850 2579

E-Mail info@kemroc.de

www.kemroc.de

KEMROC®

revolution of cutting