

PT-300

TECHNICAL SPECIFICATIONS.

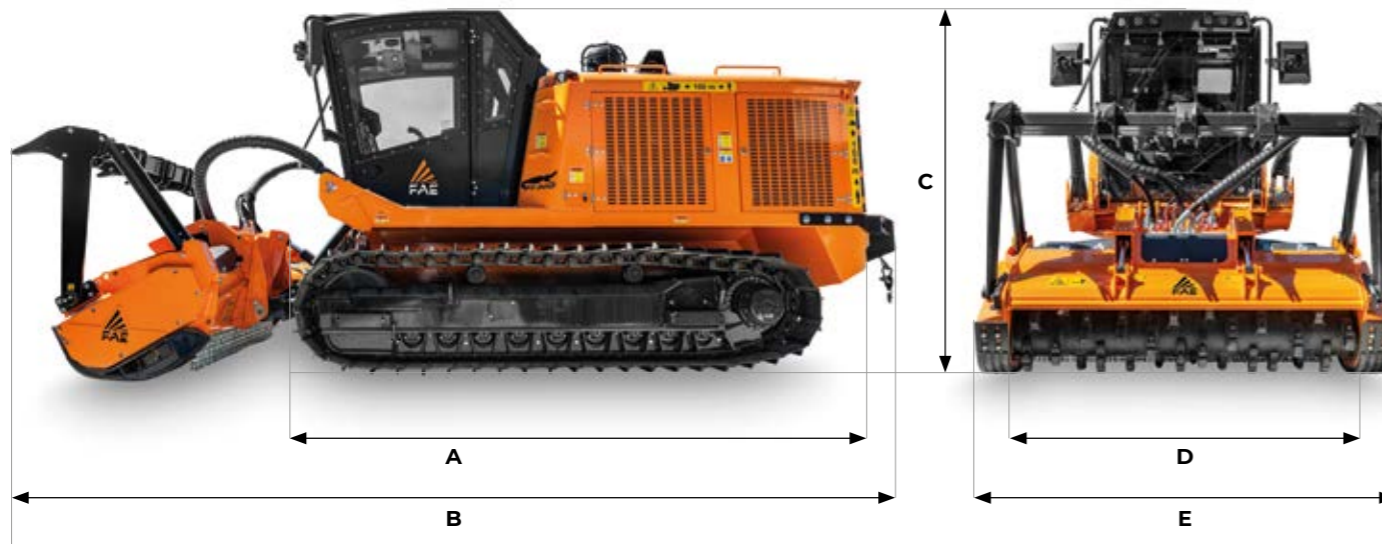


275 hp | CAT ENGINE | TIER 3 / STAGE III A
302 hp | CAT ENGINE | TIER 4 FINAL / STAGE V

STANDARD EQUIPMENT

Engine CAT C7.1 Acert turbocharged and after-cooled	Ergonomic joysticks controls
After-treatment system DOC/DPF/SCR (PT-300 T4F)	Heating & Air conditioning systems
Hydrostatic tracks transmission	Double emergency exit and roof escape external access handle
Hydrostatic attachments transmission	Lexan® cabin windshields (full equipped 12 mm)
H-frame with fixed pin attach system	Cabin air filtration dust proofing
Oscillating undercarriage	LCD color 7" display
Track chains lubricated, dozer-style rollers	MP3/CD bluetooth radio player
Combined aluminum cooler anti-clogging fins style	LED working lights
Cabin ROPS/FOPS/OPS-approved	Air compressor system
Comfort driver's seat (heated and air suspended)	Sonic system

DIMENSIONS



A Overall length without attachment	4950 mm	C Max height	2785 mm
B Transport length with 200/U attachment on ground and winch	6900 mm	D Overall track width	2360 mm (660 mm pads) 2500 mm (800 mm pads)
		E See attachments table	

	PT-300 TIER 3 / STAGE III A	PT-300 TIER 4 FINAL / STAGE V
Engine Gross Power	275 hp	302 hp
Engine Emission	U.S. EPA Tier 3 / EU Stage III A	U.S. EPA Tier 4 Final / EU Stage V
Travel Pumps	2 - EP control - 78 cc - Danfoss	2 - EP control - 78 cc - Danfoss
Travel Motors	2 - HY control - 80 cc - Danfoss	2 - HY control - 80 cc - Danfoss
Max Travel Pressure	420 Bar	420 Bar
Attachment Pump	1 - EP control - 130 cc - Danfoss	1 - EP control - 147 cc - Danfoss
Max Mulcher Pressure	350 Bar	350 Bar
Hydraulic Oil Tank Capacity	320 L	320 L
Fuel Tank Capacity	380 L	380 L
DEF AdBlue® Tank	-	16 L
Track Chain	171 Pitch - Lubricated - Berco	171 Pitch - Lubricated - Berco
Lower Rollers	6 + 6 Single Flange + 3 + 3 Double Flange	6 + 6 Single Flange + 3 + 3 Double Flange
Carrier Rollers	2 + 2	2 + 2
Voltage	24 volt	24 volt
Max forward speed	6,5 Km/h	6,5 Km/h
Max reverse speed	6,5 Km/h	6,5 Km/h
Gradeability	45° vertical, 35° lateral	45° vertical, 35° lateral
Configuration tracks	660 mm pads (single grouser) 800 mm pads (single or double grouser)	660 mm pads (single grouser) 800 mm pads (single or double grouser)
Operating weight	11080 Kg (std equipment, 660 mm pads) 11680 Kg (std equipment, 800 mm pads DG)	11330 Kg (std equipment, 660 mm pads) 11930 Kg (std equipment, 800 mm pads DG)
Ground Pressure	0,28 Kg/cm² (std equipment / 800 mm pads DG / 200/U/SONIC 225)	0,29 Kg/cm² (std equipment / 800 mm pads DG / 200/U/SONIC 225)

ATTACHMENT

MODEL	200/U/SONIC 200	200/U/SONIC 210	200/U/SONIC 225	300/U/SONIC 200
Head type	Mulcher	Mulcher	Mulcher	Mulcher
Working width (mm)	2064	2150	2304	2064
Total width (mm)	2464	2560	2704	2544
Weight (kg)	2450	2550	2650	3400
Hydraulic motor type	2x - Sonic 110 cc Danfoss	2x - Sonic 110 cc Danfoss	2x - Sonic 110 cc Danfoss	2x - Sonic 110 cc Danfoss
Rotor diameter (mm)	500	500	500	595
Max shredding diameter (mm)	350	350	350	400
No. teeth type B/3 + C/3/SS	-	-	-	72+2
type C/3+C/3/SS	42+2	44+2	46+2	44+2

MODEL	200/S - 200	200/S - 225	300/SC
Head type	Tiller	Tiller	Stump cutter
Working width (mm)	2080	2320	156
Total width (mm)	2420	2662	700
Weight (kg)	2950	3162	2100
Hydraulic motor type	2x - 180 cc Bosch Rexroth	2x - 180 cc Bosch Rexroth	1x - 250 cc Danfoss
Rotor diameter (mm)	590	590	1020
Max working depth (mm)	300	300	1000
Max shredding diameter (mm)	300	300	500
No. teeth type B/3+C/SS	74+4	82+4	-
type M1+M2+M3+M4	-	-	24+4+24+4
type R+R/HD 65	-	-	-
type G3+STC/3/FP	74+4	82+4	-

Data refers to machine as standard. The technical data in this catalogue may be altered without prior notice.

TEETH

200/U/SONIC	300/U/SONIC	200/S	300/SC
ROTOR C	ROTOR C	ROTOR B	ROTOR DISC
C/3 (standard)	C/3 (standard)	B/3 (standard)	M1, M2, M3, M4 (standard)
C/3 HD (option)	C/3 HD (option)	B/3 HD (option)	
K/3 (option)	K/3 (option)	G/3 (option)	
STCL/3 (option)	STCL/3 (option)	G/3 HD (option)	
C/3/SS (side scraper)	C/3/SS (side scraper)	C/3/SS (side scraper)	C/3/SS (side scraper)

OPTIONS

OPTIONS

Rear winch - rated towing capacity: 6t	Chain guides
Canopy	Rock guards
Floating lift system	Proportional and reversible radiator fan
Cabin pressurization system	Ejector (heavy duty filtration package)
Protective windshield grill	Drainage filter (heavy duty filtration package)
Air-window cleaning system	Pre-heating system for engine and hydraulic oil
Rear view camera with additional LCD display (visibility package)	Air shut-off system
Additional lighting package (visibility package)	Automatic fire suppression system
Service light (visibility package)	Active Power Management Function
Oil top-off pump (service package)	



Rear view camera with additional LCD display (visibility package)



Additional lighting package (visibility package)



Service light (visibility package)



Oil top-off pump (service package)



Chain guides




Rock guards



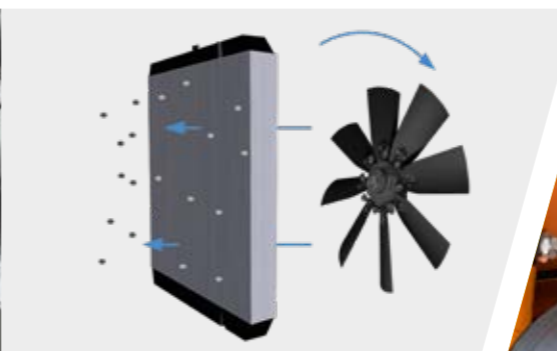
Rear winch - rated towing capacity: 6t



Canopy



Floating lift system



Proportional and reversible radiator fan



Ejector (heavy duty filtration package)



Drainage filter (heavy duty filtration package)



Cabin pressurization system



Protective windshield grill



Air-window cleaning system



Pre-heating system for engine and hydraulic oil



Air shut-off system



Automatic fire suppression system